

Periodic disclosure for the financial products referred to in Article 9, paragraphs 1 to 4a, of Regulation (EU) 2019/2088 and Article 5, first paragraph, of Regulation (EU) 2020/852

Product name: Copenhagen Infrastructure Advanced Bioenergy Fund I DK A K/S

Entity registration number: 43831585

Sustainable investment objective

Did this financial product have a sustainable investment objective?	
<input checked="" type="radio"/> <input checked="" type="radio"/> <input checked="" type="checkbox"/> Yes	<input type="radio"/> <input type="radio"/> <input type="checkbox"/> No
<input checked="" type="checkbox"/> It made sustainable investments with an environmental objective: 98% <ul style="list-style-type: none"> <input checked="" type="checkbox"/> in economic activities that qualify as environmentally sustainable under the EU Taxonomy <input checked="" type="checkbox"/> in economic activities that do not qualify as environmentally sustainable under the EU Taxonomy 	<input type="checkbox"/> It promoted Environmental/Social (E/S) characteristics and while it did not have as its objective a sustainable investment, it had a proportion of ___% of sustainable investments <ul style="list-style-type: none"> <input type="checkbox"/> with an environmental objective in economic activities that qualify as environmentally sustainable under the EU Taxonomy <input type="checkbox"/> with an environmental objective in economic activities that do not qualify as environmentally sustainable under the EU Taxonomy <input type="checkbox"/> with a social objective
<input type="checkbox"/> It made sustainable investments with a social objective: ___%	<input type="checkbox"/> It promoted E/S characteristics, but did not make any sustainable investments

Sustainable investment means an investment in an economic activity that contributes to an environmental or social objective, provided that the investment does not significantly harm any environmental or social objective and that the investee companies follow good governance practices.

The **EU Taxonomy** is a classification system laid down in Regulation (EU) 2020/852 establishing a list of **environmentally sustainable economic activities**. That Regulation does not include a list of socially sustainable economic activities. Sustainable investments with

Copenhagen Infrastructure Advanced Bioenergy¹ Fund I DK A K/S, as well as associated alternative investment vehicles (each of which is an alternative investment fund) are part of a whole fund structure (collectively "CI ABF I" or the "Fund"), managed by Copenhagen Infrastructure Partners P/S, company number (CVR no.) 37994006 ("CIP" or the "Manager"). The allocation of investors' commitment to each entity is driven by tax, legal and regulatory reasons unrelated to the Fund's sustainability objectives. Furthermore, an investor's exposure to the underlying assets of the Fund is not affected by the allocation of its commitment to any one particular legal entity comprised by the Fund. For these reasons the Fund is for the purposes of this periodic disclosure deemed to be a single financial product.

¹ "Biotechnology" is considered technology-oriented wording and therefore CIP did not consider the Fund under the scope of the ESMA Guidelines on funds' names using ESG or sustainability-related terms.



To what extent was the sustainable investment objective of this financial product met?

The sustainable investment objective of the Fund is to invest in renewable energy infrastructure assets that contribute to the following environmental objectives:

- 1) Climate change mitigation; or
- 2) Increased global renewable energy capacity; or
- 3) Increased global renewable energy generation; or
- 4) Reduction in greenhouse gas emissions; or
- 5) Reduction of waste and promotion of a circular economy

As of the 2025 reporting period, the Fund had 4 investments that took FID and which contributed to the sustainable investment objective. The following sustainability indicators have been used to measure the attainment of this environmental objective:

- 1) Renewable energy capacity (Nm³)
- 2) Renewable energy generation (Nm³)
- 3) Estimated CO₂e emissions avoided (tCO₂e)
- 4) Tonnage of feedstock converted (tonnes)

All investments were deemed to meet the sustainable investment objective and passed an internal process for assessing thresholds for these indicators.

Final Investment Decision ("FID") was reached in relation to²:

Reference period	Total number of investments that have taken FID in the fund - before or during the reference period
2023	1 (86%)
2024	2 (90%)
2025	4 (90%)

The investments in the Fund are further described in the Fund's Annual Report. If an investment has been divested it no longer appears in this overview by the year after the divestment.

Investment Strategy

CI ABF I invests in energy infrastructure assets, activities and businesses which may include advanced bioenergy, electrification, and other sustainable energy solutions.

This investment strategy is established in the fund documentation governing CI ABF I. CI ABF I is not required to apply any additionally defined selection strategy to attain the environmental objective/s. This fund documentation is the "binding element" of the investment strategy. The investment strategy is implemented via a series of investment decision gateways, one of which is the final investment decision. CIP will not present an investment to the CI ABF I decision-making body for final investment decision unless it falls within the aforementioned strategy.

²Percentages in parentheses show the GAV-weighted share of projects that have reached FID, based on end-of-quarter GAV values and averaged across all four quarters.

Only investments which follow the procedures set out in this disclosure are expected to be approved by the decision-making body.

CI ABF I's strategy for ensuring good governance practices in investee companies is ordinarily to establish or confirm the governance structure/system whilst developing the energy infrastructure asset, activity or business (as appropriate). Where relevant, CIP uses its "active owner" governance rights to secure the good governance practices of the investee companies in accordance with CIP's Responsible Investment Policy and the CI ABF I ESG Standards.

The investment strategy of CI ABF I is further described in the Limited Partnership Agreement (LPA).

● **How did the sustainability indicators perform?**

CI ABF I uses the following sustainability indicators to measure the attainment of the environmental objectives underpinning CI ABF I's sustainable investment objectives. The table below compares the performance of the total number of projects that took FID between years 2023-2025^{3 4 5 6 7}.

Environmental Indicators	2023		2024		2025	
	Total projects	Fund share	Total projects	Fund share	Total projects	Fund share
Renewable Energy Capacity (Nm ³)	40,000,000	40,000,000	85,000,000	68,350,000	148,200,000	117,566,666
Renewable Energy Generation (Nm ³)	454,500	454,500	29,825,968	23,146,579	59,924,000	43,105,408
Estimated CO ₂ e emissions avoided (tCO ₂ e)	4,849	4,849	53,309	46,205	236,731	170,857
Tonnage of feedstock converted (tonnes)	122,574	122,574	736,582	595,709	1,107,000	805,028

The indicators are not subject to a limited assurance provided by an auditor or a review by a third party.

The investments in CI ABF I contribute to the Fund's sustainable environmental objective of supporting climate change mitigation by investing in energy infrastructure projects that increase renewable energy capacity and generation.

● **...and compared to previous periods?**

Please see table above.

The changes are mainly due to portfolio changes as 2 new investments took FID during 2025, therefore the portfolio of post-FID investments has grown to a total of 4 in 2025 compared to 2 in 2024. Moreover, changes are also related to Tønder Biogas, which took FID in 2023 and have since become fully operational.

³ Renewable energy capacity is measured in Nm³ of biomethane.

⁴ Renewable energy generation is only calculated during the operational phase of the project. It is measured in Nm³ of biomethane.

⁵ Estimated CO₂e emissions avoided are calculated based on the volume of biomethane produced and follow a methodology aligned with the EU Renewable Energy Directive (RED II).

⁶ Figures within this periodic report are rounded.

⁷ Fund share represents the % of GAV.

Sustainability indicators measure how the sustainable objectives of this financial product are attained.

In addition, the development in the sustainability indicators is also attributed to improvements in data collection and data quality.

● ***How did the sustainable investments not cause significant harm to any sustainable investment objective?***

Several mechanisms are in place to ensure that the investments in the Fund's portfolio did not significantly harm any sustainable investment objective, including the environmental objectives that the Fund seeks to pursue. Investments made by CI ABF I are governed by CIP's Responsible Investment Policy which, among others, mandates responsible environmental impact management, protects key social objectives such as human and labour rights, and restricts CI ABF I from investing in controversial weapons that would ordinarily breach humanitarian principles. The Responsible Investment Policy is guided and informed by a number of international voluntary and regulatory frameworks, such as the UN Principles for Responsible Investments (UNPRI), OECD Guidelines for Multinational Enterprises, UN Guiding Principles on Business and Human Rights (UNGPR), IFC Sustainability Framework and Industry Sector Guidelines, and others.

Adherence to the Responsible Investment Policy for CI ABF I is stated in the investment policy section of the Limited Partnership Agreement governing the investors commitment to the Fund (the "LPA"). CI ABF I is also specifically excluded from investing in nuclear or coal-fired power generation.

In addition to its investment policy scope, CI ABF I is governed by a set of environmental, social and governance Standards ("**ESG Standards**"). The ESG Standards, defined for the Fund, establish standards which are intended to ensure that the investments of CI ABF I do not significantly harm any sustainable investment objective, including the environmental objectives that CI ABF I seeks to pursue. The environmental section of the ESG Standards requires compliance with applicable host country laws and regulations, as well as relevant binding international conventions for the protection of the environment. The social section of the ESG Standards requires compliance with applicable host country laws and regulations as well as relevant binding conventions relating to social issues such as health, safety, security, labour rights, cultural heritage, stakeholder engagement, and human rights. Compliance with the core labour standards of the International Labour Organisation is expected.

In addition to the aforementioned documents, CIP utilises the following mechanisms and procedures to ensure that the investments made by CI ABF I do not significantly harm any of the environmental objectives as defined in the EU Taxonomy, including the environmental objective that this Fund seeks to pursue:

1. An assessment of potential material ESG risks is made for all investments prior to FID, including an assessment of all mandatory and two voluntary principal adverse impacts indicators ("PAI") or any internal documents which reflect, operationalise or incorporate such indicators.
2. Excluding coal-fired and nuclear-fired power plants and choosing not to pursue investments that do not materially align with CI ABF I's defined ESG Standards
3. Due diligence conducted or arranged by CIP's investment team
4. Internal ESG-specific resources dedicated to supporting investments made by CI ABF I
5. Mitigation and/or management plans covering sustainability objectives at the investee company level

6. Incorporating contractual clauses covering minimum standards of conduct of investee companies in alignment with CIP's Responsible Investment Policy and CI ABF I's ESG Standards
7. Prioritising sustainability-related topics at board meetings and/or steering committees of investee companies where CI ABF I is represented, and exercising voting rights in favour of sustainability-related topics
8. Monitoring of sustainability performance of investee companies through mandatory reporting
9. Responding to sustainability incidents through CI ABF I's position on the board and/or steering committee of the investee company if applicable

During the reference period, the investments that took FID in the Fund were subject to the mechanisms and procedures described above and were considered to be materially aligned with them. As such, it is assessed that no significant harm was caused to any sustainable investment objective, including the environmental objectives pursued by this financial product.

CI ABF I primarily makes greenfield renewable energy infrastructure investments. This means that investments normally have a relatively long development phase before FID and may have development expenses approved before FID of the investment. These expenses can be related, but not limited to, securing appropriate permits, environmental assessments, feasibility studies, technical designs, etc. In this early development phase of the investments prior to the FID of the project, a high-level assessment of the investment case is performed against the investment strategy criteria in the LPA. However, data coverage to assess PAI and adherence with the "do no significant harm" principle ("DNSH") in such an early development phase is insufficient, as there is no or very limited data available. This in short is also the result of the CIP operating model, which is to develop a seed portfolio of investment projects, of which each of these investment projects are evaluated against the sustainable investment objective of the Fund. In the process leading up to the point when an investment takes FID, the established decision gates and procedures ensure that estimated PAIs and DNSH criteria are assessed when possible, for example in the procurement phase of a project. During construction and operations of the project, actual data is available and can be collected on an annual basis through CIP's internal reporting tool.

● *How were the indicators for adverse impacts on sustainability factors taken into account?*

Principal adverse impacts are the most significant negative impacts of investment decisions on sustainability factors relating to environmental, social and employee matters, respect for human rights, anti-corruption and anti-bribery matters.

All mandatory and two optional PAI indicators are considered through the lens of material ESG risks, such as environmental, health and safety legislation and enforcement, human and labour rights risks, and corruption risks, and are operationalised through several procedures and relevant documents described in the section above.

During the reference period, indicators for principal adverse impacts on sustainability factors were taken into account for the investments in the Fund's portfolio (which have reached FID) through:

- 1) Conducting an assessment of potential material ESG risks for all investments prior to FID. This includes pre-investment screening and due diligence processes, which are led by CIP's Investment Team and supported by CIP's ESG function, and by external advisors, where relevant
- 2) Mitigation and/or management plans for relevant potential adverse impacts at investee company level

- 3) Monitoring of relevant potential adverse impacts of investee companies through reporting on either a monthly, bi-monthly, quarterly or yearly basis
- 4) Responding to incidents relating to relevant potential adverse impacts through CIP's position on the board and/or steering committee of the investee company if applicable

Were sustainable investments aligned with the OECD Guidelines for Multinational Enterprises and the UN Guiding Principles on Business and Human Rights? Details:

CIP's Responsible Investment Policy and the Fund's specific ESG Standards are intended to be aligned with the OECD Guidelines for Multinational Enterprises and the UN Guiding Principles on Business and Human Rights, including the principles and rights set out in the eight fundamental conventions identified in the Declaration of the International Labour Organisation on Fundamental Principles and Rights at Work and the International Bill of Human Rights set of guidelines (the "**Guidelines**").

During the reference period, there were no known indications of deviations of the investments in the Fund's portfolio from the OECD Guidelines for Multinational Enterprises and the UN Guiding Principles on Business and Human Rights.

As such, the investments in the Fund's portfolio are considered aligned with the OECD Guidelines for Multinational Enterprises and the UN Guiding Principles on Business and Human Rights.



How did this financial product consider principal adverse impacts on sustainability factors?

The Fund monitors and reports on all mandatory Principal Adverse Impact indicators (PAIs). Given the Fund's investment strategy, additional indicators selected are focused on energy consumption as well as workplace safety. CIP takes a number of actions in relation to Principal Adverse Impact indicators, such as setting ESG Standards, excluding certain asset classes, covering ESG as part of due diligence processes, having internal ESG support in place, and monitoring sustainability performance of investee companies.

Principal Adverse Impact indicators are considered through the lens of material ESG risks, such as environmental, health and safety legislation and enforcement, human and labour rights risks, and corruption risks, and are operationalised through several procedures and relevant documents described in the section above.

In the Fund's SFDR periodic report, CIP emphasises the importance of robust data collection in our investments. Data is collected directly from the projects, ensuring a high level of accuracy and reliability. While CIP strives to ensure the highest quality of data through appropriate processes, it is important to acknowledge that absolute data quality cannot be guaranteed. Variations in data collection methods, reporting standards, and the inherent complexities of ESG indicators may impact overall quality. In cases where data is not available, the Fund uses estimations based on industry standards, internal models and best efforts to fill the gaps.

Investments in the Fund were subject to the mechanisms and procedures described above.

#	Greenhouse gas emissions	2023	Data coverage	2024	Data coverage	2025	Data coverage
1	Scope 1 GHG Emissions (tCO _{2e})	1	86%	3,607	90%	2,546	90%
	Scope 2 GHG Emissions (tCO _{2e})	178	86%	1,048	90%	1,818	90%
	Scope 3 GHG Emissions (tCO _{2e})	72	86%	1,285	90%	6,707	90%
	Total GHG emissions (tCO _{2e})	251	86%	5,940	90%	11,071	90%
2	Carbon footprint (tCO _{2e} / m€ invested)	2	86%	21	90%	30	90%
3	GHG intensity of investee companies ^{8 9} (tCO _{2e} / m€ of revenue)	130	86%	544	90%	n/a	0%
4	Exposure to companies active in the fossil fuel sector (Share of investments)	0%	86%	0%	90%	0%	90%
5	Share of non-renewable energy – Consumption (%)	100%	86%	100%	90%	43%	90%
	Share of non-renewable energy – Production (%)	3%	86%	3%	90%	0%	86%

⁸ Due to the nature of the projects the Fund invests in, the investments do not generate revenue of any significance until the Commercial Operation Date (COD). This may be a few years after the investments' time of FID. The project must be in full operation for at least one year for the indicator to be relevant.

⁹ PAIs are included only for projects and assets that have been in operation for at least one full year. The purpose of PAI 3 and 6 is to allow a fair assessment of the environmental impact of investee companies relative to their economic activity. Reliable intensity metrics require a stable operational baseline, including normalised, recurring revenue levels. Projects under construction do not yet have meaningful operational data on production or revenue. Including them risks undermining the quality and comparability of the PAI indicators and may result in misleading conclusions in the Do No Significant Harm (DNSH) assessment, and so applying an operation-year threshold ensures that the GHG-intensity indicator represents steady-state business performance and aligns with the broader SFDR expectation that reported indicators reflect actual, material operations.

	Energy consumption intensity per high impact sector ^{10 11} (GWh per million EUR of revenue)	86%	71%	0%
	Agriculture, forestry and fishing	n/a	n/a	n/a
	Mining and quarrying	n/a	n/a	n/a
	Manufacturing	n/a	n/a	n/a
	Electricity, gas, steam and air conditioning supply	n/a	n/a	n/a
6	Water supply; sewerage, waste management and remediation activities	1	3	n/a
	Construction	n/a	n/a	n/a
	Wholesale and retail trade; repair of motor vehicles and motorcycles	n/a	n/a	n/a
	Transportation and storage	n/a	n/a	n/a
	Real estate activities	n/a	n/a	n/a

#	Energy consumption	2023	Data coverage	2024	Data coverage	2025	Data coverage
	Breakdown of energy consumption by type of non-renewable sources of energy	86%		90%		90%	
5	Electricity from grid (% of total energy consumption)	100%	86%	52%	90%	19%	90%
	Diesel (% of total energy consumption)	0%	86%	39%	90%	6%	90%

¹⁰ Due to the nature of the projects the Fund invests in, the investments do not generate revenue of any significance until the Commercial Operation Date (COD). This may be a few years after the investments' time of FID. The project must be in full operation for at least one year for the indicator to be relevant.

¹¹ PAIs are included only for projects and assets that have been in operation for at least one full year. The purpose of PAI 3 and 6 is to allow a fair assessment of the environmental impact of investee companies relative to their economic activity. Reliable intensity metrics require a stable operational baseline, including normalised, recurring revenue levels. Projects under construction do not yet have meaningful operational data on production or revenue. Including them risks undermining the quality and comparability of the PAI indicators and may result in misleading conclusions in the Do No Significant Harm (DNSH) assessment, and so applying an operation-year threshold ensures that the GHG-intensity indicator represents steady-state business performance and aligns with the broader SFDR expectation that reported indicators reflect actual, material operations.

Gasoline (% of total energy consumption)	n/a	n/a	n/a	n/a	0%	90%
MGO (% of total energy consumption)	0%	86%	0%	90%	0%	90%
Propane (% of total energy consumption)	0%	86%	0%	90%	0%	90%
Natural gas (% of total energy consumption)	0%	86%	9%	90%	18%	90%

Actions taken, actions planned and targets set for the next reference period: Greenhouse Gas Emissions

General Approach

CIPs methodology for evaluating and managing climate-related risks is guided by the International Sustainability Standards Board (ISSB) standards. Prior to the Final Investment Decision (FID), CIP's diligent investment team is responsible for conducting pre-investment due diligence. This team will either rely on or arrange for targeted due diligence on pertinent ESG topics related to a potential investment. This due diligence will include an assessment of risks associated with:

- Significant environmental impacts
- Environmental compliance and permitting

In addition, the Fund has no investments in companies which are active in the fossil fuel sector. During the next reference periods CIP will continue to monitor this indicator to seek continued alignment to our Responsible Investment Policy and the Fund's ESG & Climate Standards.

Actions Taken

Throughout the year, CIP has worked on establishing procedures for collecting relevant data to calculate these indicators more accurately. CIP has also set up an internal process for assessing internal thresholds for mandatory principal adverse impact indicators to better identify and mitigate adverse impacts. Where possible, the Fund has incorporated reporting requirements into contracts with suppliers and contractors to ensure higher data quality. Additionally, the Fund has refined and aligned the methodology behind these calculations with the prevailing regulations and methodology. Moreover, the Fund has assessed supplier emissions and integrated these findings into the overall ESG requirements.

One operational asset within ABF I, Sindal biogas, was in breach of CIP's Scope 1 emissions threshold, however, the asset was assessed to not be causing significant harm to GHG emissions. The source of the Scope 1 emissions was natural gas used to operate the anaerobic digestion plant. Fuel combustion is required during plant start up and for temperature maintenance to enable stable biomethane production and thus realise the avoided emissions potential of the Fund's investments. The changes to the share of energy consumption from non-renewable sources were expected as Tønder Biogas moved from construction to commencing full operations in the reporting period.

Actions Planned

For the upcoming reference periods, the Fund will continue to enhance the data and reporting framework to ensure improved data collection and indicator quality. Additionally, there will be an increased focus on emissions in the investment supply chain to ensure that figures are developed in accordance with the investment stage, thereby striving to ensure that new investments emit less compared to older ones.

#	Biodiversity - Activities negatively affecting biodiversity-sensitive areas	2023	Data coverage	2024	Data coverage	2025	Data coverage
7	Share of investments in investee companies with sites/operations located in or near to biodiversity-sensitive areas where activities of those investee companies negatively affect those areas	0%	86%	0%	90%	0%	90%

Actions taken, actions planned and targets set for the next reference period: Biodiversity

General Approach

During the reference period, the Fund continues to adhere to CIPs Biodiversity Action Plan, which aims to minimize potential impacts relevant to this indicator. This is achieved by identifying risks and conducting an Environmental Impact Assessment for each investment made in the Fund. As part of this process, material biodiversity risks are mitigated to the extent possible.

Actions Taken

CIP has also set up an internal process for assessing internal thresholds for mandatory principal adverse impact indicators to better identify and mitigate adverse impacts. The indicators show that none of the investments in the Fund reported that the underlying renewable energy infrastructure projects had negative impacts on a biodiversity sensitive area. This is due to the Fund's processes that ensure that projects prior to FID have been engaged to ensure that all the required environmental impact assessment (EIA) documentation and similar is in place, and that the project has completed all the necessary mitigations flagged during the due diligence process. To ensure that negative impacts to biodiversity sensitive areas have been assessed and mitigated, the Fund's projects conducted EIAs and environmental studies in accordance with local regulation and the EU EIA Directive (Directive 2011/92). The project in Tønder is located next to a forest classified as protected, and therefore the EIA was particularly focused on assessing any potential negative effects to those areas and the surrounding environment. Any necessary biodiversity mitigations to mitigate material adverse impacts, including those included in environmental permit conditions, were duly implemented. For Tønder included design features to reduce the risk of uncontrolled discharges to the surrounding area, odour control measures, and robust spill management and containment procedures.

Actions Planned

During the next reference periods the Fund will continue to monitor the indicator to seek continued alignment with CIPs Biodiversity Action Plan, Responsible Investment Policy and the Fund's ESG & Climate Standards.

#	Water – Emissions to water	2023	Data coverage	2024	Data coverage	2025	Data coverage
8	Tonnes of emission to water generated by investee companies per million EUR invested <i>(weighted average)</i>	0	86%	0	71%	0	90%
#	Waste – Hazardous waste and radioactive waste ratio	2023	Data coverage	2024	Data coverage	2025	Data coverage
9	Tonnes of hazardous waste and radioactive waste generated by investee companies per million EUR invested <i>(weighted average)</i>	0	86%	0	90%	0	87%

Actions taken, actions planned and targets set for the next reference period: Water and Waste

General Approach

Prior to the Final Investment Decision (FID), CIP's investment team is responsible for conducting pre-investment due diligence. This team will either rely on or arrange for targeted due diligence on pertinent ESG topics related to a potential investment. This due diligence will include, but won't be limited to, an assessment of risks associated with:

- Environmental impacts
- Environmental compliance and permitting

As part of CIP's Responsible Investment Policy, efforts are made to minimise, in accordance with good industry practice, the environmental consequences related to the construction and operations phases of underlying assets, particularly regarding the use of hazardous materials to reduce the amount of hazardous waste.

Actions Taken

During the year CIP has established procedures for gathering relevant data in order to calculate these indicators. CIP has also set up an internal process for assessing internal thresholds for mandatory principal adverse impact indicators to better identify and mitigate adverse impacts. The Fund worked closely with projects in the Fund to increase the coverage of the data. Please also see the text proceeding PAI 7 for a description of measures taken to prevent inadvertent emissions to water bodies.

Actions Planned

During the next reference periods the Fund will further monitor and work to maintain the indicator within each investment in the Fund.

#	Social and employee matters	2023	Data coverage	2024	Data coverage	2025	Data coverage
10	Violations of UN Global Compact principles and Organization for Economic Cooperation and Development (OECD) Guidelines for Multinational Enterprises <i>(share of investments)</i>	0%	86%	0%	90%	0%	90%
11	Lack of processes and compliance mechanisms to monitor compliance with UN Global Compact principles and OECD Guidelines for Multinational Enterprises <i>(share of investments without policies to monitor)</i>	100%	86%	0%	90%	1%	90%
12	Unadjusted gender pay gap <i>(average)</i>	n/a	0%	n/a	0%	n/a	0%
13	Board gender diversity ¹² <i>(average ratio of female to total board members)</i>	0%	86%	0%	90%	0%	90%
14	Exposure to controversial weapons ¹³	0%	86%	0%	90%	0%	90%

#	Employee matters	2023	Data coverage	2024	Data coverage	2025	Data coverage
2	Rate of recordable work-related accidents (weighted average)	n/a	0%	0.1	90%	0.01	86%

Actions taken, actions planned and targets set for the next reference period: Social and Employee Matters

¹² CIP has revised the methodology for calculating PAI 13 data concerning board gender diversity. Previously, the average ratio of male to total board members was calculated.

¹³ Controversial weapons include cluster munitions, landmines, and biological/chemical weapons. The exposure to controversial weapons includes both direct and indirect exposure. Direct exposure is defined as the investments in a project or company that generate revenues from controversial weapons. The indirect exposure is defined as exposure through service providers or off-takers that generate revenues from controversial weapons.

General Approach

CIP is a signatory to the UN Principles for Responsible Investment and is committed to integrating ESG factors throughout each stage of its standard investment process, including investment selection, due diligence and structuring, and investment management during construction and operations. CIP's Responsible Investment Policy is guided by various international standards and norms, including:

- UN Principles for Responsible Investments (UN PRI)
- The Ten Principles of the UN Global Compact (UNGC), including the elimination of discrimination in respect of employment and occupation
- UN Guiding Principles on Business and Human Rights (UNGPR)
- OECD Guidelines for Multinational Enterprises
- The Equator Principles
- IFC Sustainability Framework and Industry Sector Guidelines
- Good industry practice in the management of HSE issues

Health and safety (H&S) has always been fundamental to CIP's operations. While H&S risks inherent to building and operating large-scale energy projects can never be entirely eliminated, we adopt a proactive approach to identify risks and prevent incidents. Prior to the Final Investment Decision (FID), CIP's investment team is responsible for conducting pre-investment due diligence. This team will either rely on or arrange for targeted due diligence on pertinent ESG topics related to a potential investment. This due diligence will include an assessment of risks associated with:

- Health, safety, and environmental (HSE) standards of the project and suppliers
- Labour standards of the project and suppliers
- Human rights

Furthermore, the Fund expects and requires projects to impose clear H&S requirements on suppliers during procurement, as outlined in our Code of Conduct for Business Partners. Additionally, CIP's Responsible Investment Policy ensures that investments are not made in the manufacture of weapons that breach fundamental humanitarian principles, such as nuclear, biological, or chemical weapons, cluster bombs, or anti-personnel landmines, nor in the development, production, or storage of nuclear weapons, or in the production of components explicitly for use in nuclear weapons.

Actions Taken

Throughout the year, CIP has established procedures for gathering relevant data to calculate these indicators. The Fund has also set up an internal process for assessing internal thresholds for mandatory principal adverse impact indicators to better identify and mitigate adverse impacts. Additionally, the Fund ensures that all aforementioned international standards and norms are incorporated into material contracts through contractual agreements. Prior to FID, CIP's Investment teams are required to complete all relevant internal ESG checklists to ensure compliance with CIP's ESG & Climate Standards and policies. Where necessary the CIP ESG team has engaged with the CIP Investment Team to ensure checklists are completed with sufficient information. Furthermore, there has been a strong emphasis on project teams and the CIP ESG team working together to ensure that any identified gaps are addressed and mitigated. During the reference period, CIP has continued to ensure a proper grievance mechanism is established for every new project that took FID. One brownfield project recently acquired by the Fund, Northwich Biogas, did not have an existing grievance mechanism upon CIP's investment. This is already being established by CIP and is expected to be in place in early 2026. Regarding board gender diversity, CIP implemented a new requirement to consider gender-diverse board composition for all the new project companies.

CIP has also strengthened our governance arrangements by enhancing our processes for assessing risk, implementing preventive measures, and responding to and learning from ESG-related incidents. Systematic follow-ups on progress have been implemented on a monthly basis, ensuring an overview of H&S as well as ongoing development.

Actions Planned

During the upcoming reference periods, CIP will continue to monitor the indicators to ensure ongoing alignment. In relation to gender diversity, CIP will continue to consider gender diversity when creating the Board of Directors and establishing project companies.



The list includes the investments constituting the **greatest proportion of investments** of the financial product during the reference period which is: 1 January 2025 - 31 December 2025

What were the top investments of this financial product?

In addition to the projects that have taken FID, the Fund has a number of investment opportunities under development. These are part of the Fund's Gross Asset Value (GAV), and therefore they are also included in the overview below.

The following lists for 2023-2025 represent the greatest proportion of investment allocation throughout the reference period measured quarterly by GAV at the end of first quarter, second quarter, third quarter and fourth quarter of the year respectively^{14 15}.

Year	Top 50% Investments	Sector	Sub-Industry	% Assets	Country
2025	Tønder Biogas	Renewable Resources & Alternative Energy	Biofuels	59%	Denmark

Year	Top 50% Investments	Sector	Sub-Industry	% Assets	Country
2024	Tønder Biogas	Renewable Resources & Alternative Energy	Biofuels	86%	Denmark

Year	Top 50% Investments	Sector	Sub-Industry	% Assets	Country
2023	Tønder Biogas	Renewable Resources & Alternative Energy	Biofuels	86%	Denmark



Asset allocation describes the share of investments in specific assets.

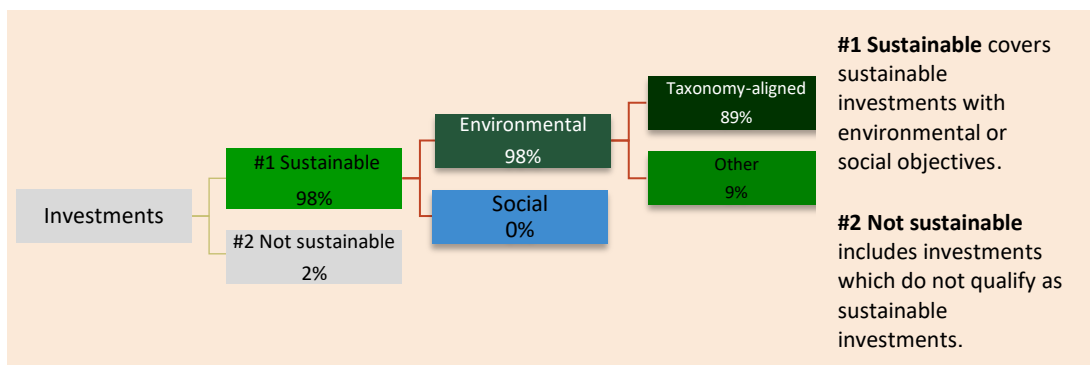
What was the proportion of sustainability-related investments?

The proportion of sustainability-related investments was 98%.

● What was the asset allocation?

The Fund has committed to make a minimum of 95% sustainable investments with an environmental objective.

Sustainable investments in the Fund make up 98%. The share of investments that are not sustainable investments are due to the Fund holding cash and financial instruments that can be used for cash management and/or hedging purposes.



¹⁴ The Manager has changed its internal sector classification from the previous reporting period.

¹⁵ % of assets is based on GAV.

Asset allocation is based on GAV of the investments based on averages by end of first quarter, second quarter, third quarter and fourth quarter.

The share of the investments that were	2023	2024	2025
Sustainable investments			
Environmental	96%	97%	98%
Social	0%	0%	0%
Not sustainable investments	4%	3%	2%

● **In which economic sectors were the investments made?**^{16 17}

Year	Sector	Sub-Industry	% Assets
2025	Renewable Resources & Alternative Energy	Biofuels	97%
2025	Other	Other	1%

Year	Sector	Sub-Industry	% Assets
2024	Renewable Resources & Alternative Energy	Biofuels	96%
2024	Other	Other	1%

Year	Sector	Sub-Industry	% Assets
2023	Renewable Resources & Alternative Energy	Biofuels	95%
2023	Other	Other	1%

The Fund had no revenues from exploration, mining, extraction, production, processing, storage, refining or distribution, including transportation, storage and trade, of fossil fuels.



To what extent were sustainable investments with an environmental objective aligned with the EU Taxonomy?

During this reference period, 89% of the Fund's investments were aligned with the EU Taxonomy. The Fund had no commitment to make taxonomy-aligned investments.

¹⁶ "Other" refers to investments in projects where the primary economic sector or sub-industry cannot be clearly classified due to limited information availability.

¹⁷ The Manager has changed its internal sector classification from the previous reporting period.

To comply with the EU Taxonomy, the criteria for **fossil gas** include limitations on emissions and switching to fully renewable power or low-carbon fuels by the end of 2035. For **nuclear energy**, the criteria include comprehensive safety and waste management rules.

Enabling activities directly enable other activities to make a substantial contribution to an environmental objective

Transitional activities are economic activities for which low-carbon alternatives are not yet available and that have greenhouse gas emission levels corresponding to the best performance.

	Climate change mitigation	Climate change adaptation	The sustainable use and protection of water and marine resources	The transition to a circular economy	Pollution prevention and control	The protection and restoration of biodiversity and ecosystems
Alignment	89%	0%	0%	0%	0%	0%

Compliance of the taxonomy aligned investments with the requirements laid down in Article 3 of Regulation (EU) 2020/852 was not subject to an assurance provided by one or more auditors or a review by one or more third parties.

Methodology for EU Taxonomy:

The methodology for assessing the EU taxonomy alignment of the investments in the Fund is described below:

1. Determine which investments made by the Fund at end of 2025 are potentially within the scope of this exercise. This is done through the following steps:
 - i. Determine the investments which have taken FID and are in the Fund’s portfolio at end of 2025
 - ii. Determine which of the investments listed at (i) are in economic activities listed in the EU Taxonomy and are not otherwise excluded from scope for a specific reason
2. For the investments which satisfy limbs (1)(i) – (ii) (i.e. are within the scope of this exercise), perform an EU Taxonomy-alignment test for each underlying economic activity for that investment and assess the applicable technical screening criteria as defined in the relevant EU taxonomy activity. This is done through:
 - i. Determine which of the six environmental objectives under the EU Taxonomy is applicable to the economic activity relevant to the investment
 - ii. Assess if that economic activity meets the ‘substantial contribution’ criteria (limb (i))
 - iii. Assess if that economic activity meets the ‘do no significant harm’ criteria (limb (ii))
 - iv. Assess if that economic activity meets the ‘minimum safeguards’ criteria (limb (iii))

The methodology is applied internally based on the requirements laid out in Article 3 of a regulation (EU) 2020/852 and the corresponding Delegated Acts, with advice from qualified technical advisors, where needed.

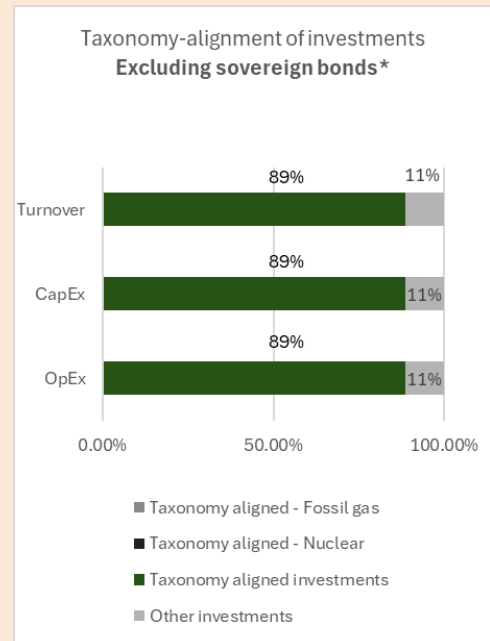
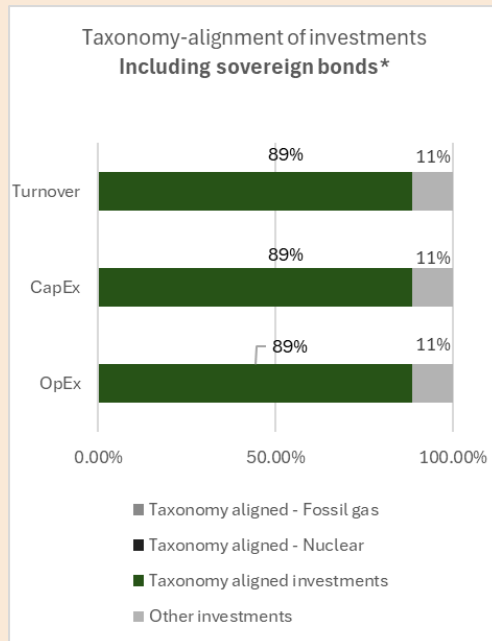
● **Did the financial product invest in fossil gas and/or nuclear energy related activities complying with the EU Taxonomy?**

- Yes:
 - In fossil gas
 - In nuclear energy
- No

Taxonomy-aligned activities are expressed as a share of:

- **turnover** reflecting the share of revenue from green activities of investee companies
- **capital expenditure** (CapEx) showing the green investments made by investee companies, e.g. for a transition to a green economy.
- **operational expenditure** (OpEx) reflecting green operational activities of investee companies.

The graphs below show in green the percentage of investments that were aligned with the EU Taxonomy. As there is no appropriate methodology to determine the taxonomy-alignment of sovereign bonds, the first graph shows the Taxonomy alignment in relation to all the investments of the financial product including sovereign bonds, while the second graph shows the Taxonomy alignment only in relation to the investments of the financial product other than sovereign bonds.*



This graph represents 100% of the total investments.

* For the purpose of these graphs, 'sovereign bonds' consist of all sovereign exposures.

● **What was the share of investments made in transitional and enabling activities?**

Activities	2023	2024	2025
Transitional activities	0%	0%	0%
Enabling activities	0%	0%	0%

● **How did the percentage of investments aligned with the EU Taxonomy compare with previous reference periods?**

Throughout the reference period the Fund conducted an EU Taxonomy exercise. It is thus deemed that the percentage figure which may need to be reported under the SFDR for

Taxonomy-alignment according to the categories of “turnover, capital expenditure and operational expenditure” was the same figure for each of the three categories.

Taxonomy-aligned	2023	2024	2025
Turnover	86%	90%	89%
CapEx	86%	90%	89%
OpEx	86%	90%	89%



What was the share of sustainable investments with an environmental objective that were not aligned with the EU Taxonomy?

The Fund did not have a commitment to make Taxonomy-aligned investments.

The share of sustainable investments with an environmental objective that were	2023	2024	2025
Aligned with the EU Taxonomy	86%	90%	89%
Not aligned with the EU Taxonomy	10%	7%	9%



What was the share of socially sustainable investments?

n/a



What investments were included under “not sustainable”, what was their purpose and were there any minimum environmental or social safeguards?

2% of investments were classified as not sustainable due to the Fund holding an amount of cash and financial instruments that can be used for cash management and/or hedging purposes. As the share of investments that were “not sustainable” relates to cash or financial instruments there were no minimum environmental and social safeguards.



What actions have been taken to attain the sustainable investment objective during the reference period?

The investments (which have reached FID) held by the Fund during the reference period were subject to the mechanisms and procedures described in the previous sections (i.e Responsible Investment Policy, the Fund’s ESG & Climate Standards, the Fund’s investment policy, assessment and monitoring of relevant Principal Adverse Impacts of investee companies) and were considered to be materially aligned with them. In addition, to ensure good governance practices in investee companies, CIP uses its “active owner” governance rights to secure the good governance practices of the investee companies in accordance with CIP’s Responsible Investment Policy and the Fund’s ESG & Climate Standards.

Specifically on contribution to the sustainable investment objectives the concrete actions taken during the reference period were that 2 new investments took FID. The investments remain in the

early development phases, but are currently due to reach construction phases and deliver finished projects on time, which will contribute to the attainment of the sustainable investment objectives.

To further strengthen ESG oversight, the ESG team established monthly FID Governance meetings. These meetings serve to uphold project integrity and compliance, ensuring that all ESG requirements are fulfilled and appropriately documented both prior to and post-FID. If compliance gaps are identified during the FID Governance meetings, a mitigation plan is established to ensure that all FID-approved investments stay fully compliant with the regulations.

Additionally, the Fund conducted an annual EU Taxonomy alignment review. This involved reassessing the EU Taxonomy checklist for all projects that were aligned at the time of FID, validating ongoing compliance, and obtaining confirmations from Investment Managers to ensure continued alignment of FID-ed investments with the Fund's sustainable investment objective.



How did this financial product perform compared to the reference sustainable benchmark?

No reference benchmark has been designated for the purpose of attaining the sustainable investment objective.

Reference benchmarks are indexes to measure whether the financial product attains the sustainable objective.

- ***How did the reference benchmark differ from a broad market index?***
n/a

- ***How did this financial product perform with regard to the sustainability indicators to determine the alignment of the reference benchmark with the sustainable investment objective?***
n/a

- ***How did this financial product perform compared with the reference benchmark?***
n/a

- ***How did this financial product perform compared with the broad market index?***
n/a